



ONN-*Line*

QUARTERLY NEWSLETTER of the
ONTARIO NETWORK OF NEEDLEWORKERS

VOLUME 41 | ISSUE 3 | JANUARY 2024

*Wishing All
A Very Happy
New Year 2024*

Canadian Embroiderers' Guild, London
Toronto Guild of Stitchery
Canadian Embroiderers' Guild, Kitchener-Waterloo
Association of Whitework Embroiderers
Scarborough Needle Arts Guild
Norfolk's Own Needle Arts Guild
Canadian Embroiderers' Guild, Guelph
Oakville Stitchery Guild
Northumberland Hills Stitchery Guild
Trillium Embroidery Guild
Embroiderers' Guild of Peterborough
Norfolk's Own Needle Arts Guild
Sudbury District Quilting and Stitchery Guild
Brant Needle Arts Guild

Submitted by Cheryl Wallace, ONN Rep

We are settling in at our new location, Westmount Presbyterian Church and enjoying the opportunity to meet in such a light filled venue, but we are still learning and feeling our way. As exciting as having more in person classes is, there are still challenges in communication. Unlike pre Covid days, we no longer all meet in the morning for announcements before classes start and then divide into smaller groups for morning only classes— we now go directly to our classes which are divided over the full day. It seems, at least for now, a return to that level of full engagement is still not a possibility or even a desire for all members and that is something that must be honoured. That means that we must do our best to continue to develop and maintain a robust system of communication and engagement that meets the needs of our diverse membership.

Our guild runs because of our volunteers. We offer classes because our members offer to teach and share their skills and interests with others. We can offer programs morning, afternoon, and evening because our Executive key holders are willing to accept that responsibility. A full calendar of Guild activities can be found here: <http://ceglondon.com/programs/classes.php> We are listening to the suggestions made by our members and are looking at ways to implement their requests for additional opportunities to gather together to stitch. But, as always, and like all organizations, we are looking for volunteers to make these things happen.

We continue to hold our monthly Zoom Gatherings on the third Thursday of every month. As well as an opportunity to inform members of upcoming events, changes in operating procedures or answer questions that have been brought to the Executive, it is an opportunity to bring local, national, and international speakers to our membership.

In November, U.K. Textile Artist, Shelley Rhodes, gave a wonderful presentation to our members on Fragmentation and Repair. It was an inspiring presentation and Shelley was gracious enough to remain online to answer member questions about her process. In January, our guest speaker will be another U.K. award winning Textile Artist, Ekta Kaul. She is known for her narrative maps that explore places, history and belonging, through stitch.

Speakers aren't the only inspiration we provide for our members. Currently, our members are eagerly making their Winter Class selections. In January a new set of classes will begin. We will be offering the following options to our members:



- Shibori in Colour
- Exploring Running and Straight Stitch
- Stumpwork- Flowers, Leaves and Bugs
- Reverse Applique
- Yoki Saito – Japanese Bags Take Two
- Surreal Collage with Paper and Fabric
- Kawandi

- Composed Fabric
- Traditional Needle Lace
- Let's Bring the Background Forward
- Paper Based Vessels
- What is Pre-Felt and What can I do with it?
- Independent Stitchers

To wrap up our Guild year, we will once again be having our Textile Showcase, April 26-27, thanks to a group of volunteers who stepped forward at the last minute. More details will come in future reports.

Also on the horizon is the 2024 Summer Workshop. The Summer Workshop will be held Monday to Saturday, June 3-8, 2024, at the Visual Arts Building, Western University, London ON. It will once again be two classes of three days each. The first class will be with Toni Major teaching "Print and Stitch Landscapes" from Monday to Wednesday, June 3-5. The second class will be with Ann Marie Patrick teaching "Print Dyeing" from Thursday to Saturday, June 6-8.

Workshop fees will be \$225 for members and \$300 for non-members. More details can be found on the CEG, London website. Canadian Embroiderers' Guild, London (ceglondon.com) Non-member registration opens March 1, 2024, at 9:00 a.m.



Submitted by Lorna Anderson, ONN Rep

Greetings ONN Members,

Toronto Guild of Stitchery (TGS) wishes everyone a healthy and safe new year. TGS meets continues to meet in person and virtually for all meetings. At present we have 89 members including three new members in December.

Once again, two (2) retreats were held in the fall. One at Nottawasaga Inn and another at Crieff Hills Retreat with 21 and 17 members attending respectively. There are a few spots remaining for the upcoming retreat at BMO/IFL on March 22 -24, 2024. Registration is open to all stitchers, not only TGS members. Please contact Heather James at 1975TGSretreat@gmail.com for details. BMO/IFL is located at 3550 Pharmacy Avenue, Toronto.

Mavis Brown gave an exciting and novel talk at both morning and evening meetings on 2nd November, about her life in the Arctic for 9 years in the 1970's. It was an eye opening and tactile event as Mavis brought many of the items she stitched including mittens, mukluks, pieced fur blankets and pillows, along with fur samples and a plethora of carved objects such as miniscule birds of shell sitting on a cliff of whalebone, the bow and string and stick used for starting a fire, many soapstone, bone and ivory carvings of life in the Arctic and tufted Caribou-(neck)-fur pictures. It was an exhilarating presentation as Mavis told us stories of the polar bear who jumped onto her living room window, ice fishing, the advantage of being able to reach other educational/medical personnel and help a child get braces to walk and play, the mind-stretching planning of how much toilet paper to order for a year (or butter, or flour, or?). She had numerous stories of her experiences: A slide show gave us the images of summer versus winter parkas, the storage of meat, the bathroom facilities, the school and other tidbits of life from her three locales. For all those that attended, including some church staff, the talk was thoroughly enjoyed. Thank you to Heather for contributed the article

TGS members, Pia and Diane attended the World Needlework Convention October 5-11, 2023. They gave an exciting, well organized and informative presentation to members on December 7th. Please enjoy the brief summary and photos Pia and Diane provided of their trip.

The World Needlework Convention October 5-11, 2023

Pia Kallas-Harvey and Diane Scott

This convention held in southern England was a trip of a lifetime! It was exciting, well organized and very informative both from a historical and an embroidery perspective. In an all-inclusive adventure, we were treated to great accommodations and cuisine in London and at Luton Hoo. Over the span of the event, registrants chose three two-day classes from a lineup of 28 tutors with 18 techniques and over 82 projects. We had admission to excursions to the Knitting and Stitching Show, The Crown to Couture exhibit at Kensington Palace, Parham House, and the City of London Guildhall Art Gallery. There were keynote speakers and talks by RSN tutors almost daily. The conference hosted 140 participants from the USA, Australia, Canada, New Zealand, France, and India. We ranged in age from 39 to 86.

We decided to treat ourselves to some sightseeing. The day we arrived we took a Big Bus Hop On Hop Off tour through the centre of London. Sitting atop a double decker bus and entertained with our personal audio we saw great views -- Piccadilly Circus, St Paul's Cathedral, Trafalgar Square (the true centre of London), the Court of Justice, the Parliament Buildings, the Tower Bridge and the Tower of London. On our last day in London, we took a walking tour of significant places -- Westminster Abbey, the changing of the guards at Buckingham and St James Palaces, a walk down the Mall, past the Admiralty Arch and on to Trafalgar Square. After lunch we were guided down Whitehall past 10 Downing Street to the Thames River where we boarded a cruise. There were many sights to see along the Thames including the London Eye and Tower Bridge where the cruise ended. Here we strode off to the Tower of London and had an excellent tour of all the nooks and crannies including the Crown Jewels.



Whitework Roundel
First 2-day class, Pia & Diane



Parham Owl Etui
Second 2-day class, Diane



Amethyst Japanese Butterfly
Third 2-day class, Diane



How Will We Survive Without the Bees
Second 2-day class, Pia



Early Style Hardanger Rose Panel
Third 2-day class, Pia



Luton Hoo



Our Tutors



Parliament Buildings and Big Ben



Buckingham Palace



Westminster Abbey



Westminster Abbey



Tower Bridge



Tower of London

Details follow on the workshop TGS is hosting in September. This has just been announced; TGS members will have the opportunity to sign up first. There is a waiting list for non-members waiting list who will be notified when space becomes available.

Toronto Guild of Stitchery - New Workshop

Elizabethan Cherry Tree

Instructor: Mike Parr



This class combines instruction in surface embroidery and historic goldwork techniques recovered from the 16th century. The techniques in this design are all taken from an Elizabethan Guild Crown that is held in a private collection. Many of the techniques found on this crown do not exist on any other surviving piece of embroidery. Learn long & short stitch, satin stitch, gold couching, and burden stitch. Goldwork techniques include the application of spangles and the cutting & application of broad plates. Students will also learn to create strapping with gold plated jeweller's wire. Silk and cotton threads and a variety of metallics are embroidered on Dupioni Silk.

Design size: 4 ½ by 6 ½ inches

Mike Parr is a textile artist and teacher with a lifelong passion for embroidery and history, and has over 35 years of experience in crewel and surface embroidery. Mike is known for his designs in stump work, gold work, and white work. He has been a contributor to Embroidery Canada, Needlearts and Inspirations magazines, and he teaches frequently throughout North America. In 2016, he founded his own business: Mike Parr Embroidery Designs. Mike's primary focus is creating embroidery projects that draw on art and history for their inspiration.

FOR NON - MEMBERS WAITING LIST ONLY. YOU WILL BE NOTIFIED WHEN SPACE BECOMES AVAILABLE

Saturday September 28 and Sunday September 29, 2024

9:30 am - 4:30 pm

Location: Party Room - 70 Roehampton Avenue, Toronto

Cost: TGS members \$230 - Non members \$250

Email 1975tgsworkshop@gmail.com with your intention to participate. April 1st is the deadline to apply.

At the annual holiday party meeting in December, an optional holiday ornament exchange was replaced by members being invited to support Blythwood Church with an optional donation for the Out of the Cold program. Plans continue to celebrate the 50th anniversary of TGS. The actual date is November 6, 2025. A grateful thank you to the members who contributed beautifully written articles and photos for this newsletter.



Iris



Diane



Julia



Julia



Julia

Submitted by Marion Brumwell, ONN Rep

During the fall season members finished various whitework embroideries including a framed Hardanger and pulled thread piece (Judy), a Ukranian mat, a Terri Bay design (Alice), a lacy edge Hardanger doily (Sharon), and a Danish Hedebo piece by Jette Roy Finlay (Marion).

With Judy's guidance and working on a pincushion, we learned the basics of the challenging Italian needlelace technique, Aemilia Ars.

Finishing ideas are sometimes shared, for example, the flatfold sample by Sharon, an excellent way to display needlework.

As of this report, we have not had confirmation of the availability of a meeting room for 2024 so we can continue doing whitework embroidery projects.



Amelia Ars



Amelia Ars



Flatfold




Hedebo



Pulled Thread



Ukrainian Whitework



Hardanger

Submitted by Alexandra Semeniuk, ONN Rep

After a final stitching session in early December that included a delicious potluck lunch and a lesson by Bernice Bain on how to easily create a decorative cord for ornaments, (see photo), SNG adjourned its schedule of weekly meetings until January.

The fall saw many highlights. In September we again provided a large amount of embroidery supplies to Ukrainian newcomers and received photos of children refugees learning to embroider. Our series of in-house mini workshops, begun in the spring, resumed, this time featuring canvas work. The workshop was enhanced with Janice Lunan's fascinating presentation about the very challenging Six Step International Accreditation Program for Canvas Work that she successfully completed. She explained the whole process by showing us the amazing pieces she stitched to perfection to reach each step. What an achievement!

In late September, a relaxing weekend retreat of stitching was held at Elim Lodge near Peterborough. Members of the Trillium Embroidery Guild and York Quilters were also present.

Then, in October, guided by Marion Brumwell and Sylvia Wilkins, a new group project was launched using an EAC 50th Anniversary Celebration pattern called "My Heart's Delight". About 10 people have signed on. A photo of Janice Lunan's completed project is attached. Also in October, our guild took part in the 60th anniversary celebrations of St Mark's United Church, our home base, by hosting an Exhibition and Tea featuring members' works in a variety of techniques and Doris Kohler demonstrating hardanger.

In November, we held a financially beneficial stash sale and shared items that went unsold with another guild. In November, we also presented a free, social media workshop on behalf of ONN that was open to all. Participants could attend in person or online. The expert presenter was Krista Boniface. With her excellent illustrated talk, which she titled "Social Media 101," she explained how guilds could use social media such as facebook, instagram and a website to promote their organization and their activities. She also provided information on resources which participants could use in the future.

In December, in support of our ongoing efforts to promote Scarborough Needlearts and attract new members, we participated in the Schomberg Christmas festival with a table of promotional information and Christmas-themed stitching.

Looking ahead to January, the group interested in working with Meagan Mather on a round robin will go ahead. Also, members wanting to learn lace-making through the art of tatting have the ongoing opportunity with our member and in-house resource, Sarah Walker. (See photos of beginner and completed tatting).

For your enjoyment, and in addition to the pictures mentioned above, we are posting photos of several bargello ball ornaments created by Siobhain Doyle. Each is a styrofoam ball covered by stitching done on 18ct canvas with 4 skeins of embroidery floss in 4 values of one colour. As well, there are three projects from Barbara Leach which include stumpwork designed by Celeste C and given previously at Seminar, an appealing Spanish Sampler with a lovely design in each corner, and 5 tiny 'biscornuments', pattern from The Victoria Sampler. When commenting about the charming five-some, Barbara states: "The stitching was fun to do, and thanks to Kim at Kimat Designs, the little cake pedestal plate is the perfect place to display these five little cuties."

As the year comes to a close, Scarborough Needlearts can report that it's been a good year for our guild. We are well settled in our new home at St Mark's, our profile in the community has expanded through outreach and partnerships and our membership has grown.

To our ONN colleagues near and far, we extend our warmest best wishes for a very happy holiday season. May the New Year bring peace and good health to all.



Bernice Bain - Easy Decorative Cord



Siobhain Doyle - Bargello Christmas Tree Balls



Janice Lunan - My Heart's Delight Sampler
- an EAC 50th Anniversary Celebration pattern



Sarah Walker - Small Tatted Coasters



Sarah Walker - Trying out Tatting



Barbara Leach - One of Five tiny Biscornuments
- pattern from The Victoria Sampler



Barbara Leach - 5 Biscornuments
from The Victoria SamplerThe Victoria Sampler



Barbara Leach - Stumpwork designed by Celeste C
Previously presented at Seminar



Barbara Leach - Spanish Sampler

Submitted by Judy McMullan, ONN Rep

CEG Guelph wishes everyone a Very Happy New Year 2024 !

Submitted by Gemma Burke, ONN Rep

Our Oakville Stitchery Guild is proud to announce that we have a doll show opening at Joshua Creek Heritage Art Centre Gallery including some of our OSG dolls. The Doll Show Exhibition will start from December 1st to January 28th 2024. The Show will be open from Tuesday to Sunday, 1 to 4 pm. We also have been enjoying the winter holidays by making little ornaments with scrap pieces of fabric.



Holiday ornaments made with pieces of scrap fabric



Roberta's Spaceman Doll



Mary's dolls Lassie and The Addtitude





Barbra's Dolls Dancer and



Janet's Doll Trapeze



Sybil's Collection of Dolls and Angels



Many more of Sybil's dolls Pre-Columbian, the nuns and the mermaid.

Submitted by Sheila McCoy, ONN Rep

Greetings to All

Our Guild has continued to meet on the “alternate” Tuesdays in the Reading Room of the Cobourg Library, and have become quite an industrious group. After the Christmas break it is hoped to continue (9/January).

Patricia N. has volunteered a “Dragon” beaded piece of sewing as a Thank You to the Cobourg Library, when it is prepared and framed. The Library will hopefully display it in the Children’s Book area.



In the meantime, right after our display at the Port Hope Agricultural Fair, on 26 September, we had a visit from Lisa Carlin. Lisa had a very informative video that also linked to a wonderful display of her beaded works of art. They were just breath-taking and we were all mesmerized by the intricate pictures and pieces she has produced. Lisa’s display was the ultimate in bead work.

From there we moved on to making a fabric basket with Annie C’s guidance. Annie is one of our classic machinists, and there was a whirl of sewing machines for those who took part on 10th and 24th October. The strips of fabric were woven, attached to a base, and the top edges finished.... Intricate and impressive.



Susan C. /Sheila M. attended the on-line link for the ONN AGM on 14 October. It was a good meeting with lots of interesting input for the future of ONN and plans for in-person meetings.

Well our group was offered a shopping bus trip or a “get-away” for one day.

The one-day get-away was chosen and was conveniently local. Starting in the morning, having lunch, afternoon tea and a full day of sewing. This was held the 17 October at the Northumberland Heights Retreat (Wellness & Spa), Grafton.





Leading into November 14, thoughts were of Christmas. Cathie O. led a workshop group making Yo-You Christmas trees, and Susan C. led a group making Swedish Stars.



Susan C's "Swedish Star" group . . .



NORTHUMBERLAND HILLS STITCHERY GUILD (continued)

Iran Y. has been working on her festive season cushion and finished it in time to be displayed at the Library. Good job Iran.



Immy L. and Carol W. tackled the display case at the Cobourg Public Library and did a really good job. They had booked the 2 cases, but the Library gave one case to another group. Our display still looks good !!



NORTHUMBERLAND HILLS STITCHERY GUILD (continued)

The last item to report is the Christmas Luncheon being held at Dalewood Golf & Country Club, Tuesday, 12 December. A good turn out for a good meal, and a line up to view the donated Stash.....





After the holidays, we can look forward to sessions in Sashiko, an introduction to Blackwork, Wool Applique and Fabric Art.

Wishing all sister Guilds a good festive season, and looking forward to seeing your reports.

Carry On, Carrying On.

Submitted by Rachael Smeijers, ONN Rep

After a summer break, TEG members were pleased to resume regular meetings in September. The Guild meets in the early evening the third Wednesday of the month, at Perry Place in Whitby. New members are always welcome!

Here is what we've been up to:

The fall edition of our annual **Elim Retreat** took place Sept 29-Oct 2, 2023, with members of the Scarborough Needlearts Guild joining in the fun. The retreat is a good opportunity to relax, stitch with friends and colleagues, and take in the lovely autumn air at Pigeon Lake in the Kawarthas. Planning for the Spring, 2024 Retreat has already begun.

Other program planning for 2023-2024 is coming together very nicely, with several projects being decided and organized. This year, we will continue with the annual **TATA (Trillium Annual Theme Award)** project. This year's theme is 'Seasonal', and we look forward to seeing how members will interpret the theme using either a chart or an adapted design, or their own original design.

The Guild will also continue with **displays** of needlework for the main branches of the public libraries in Ajax and Whitby. The display for Ajax Public Library is currently scheduled for May, 2024 but specific themes and a timeline for the Whitby Library display will be finalized in due course.

Monthly **Saturday Stitch Days** continue to be a favourite, with get-togethers held Oct 7, Nov 4, and Dec 2. These informal sessions are a great opportunity for members to stitch, and enjoy some tea and conversation.

On Oct 14, Rachel Smeijers and Marilyn Girndt attended the **ONN Planning Meeting** via Zoom, and Rachel presented a brief report to members. Marion Brumwell of TEG also attended, representing the Association of Whitework Embroidery.

At our October meeting, **new member** MaryK Hardy joined the Trillium Embroidery Guild. Welcome MaryK!

The Guild will have a **Christmas Ornament Exchange** for those who wish to participate. The exchange will take place, along with the holiday party, at our December 20 meeting.

The Guild looks forward to welcoming Mavis Brown, of CEG Guelph, for our **January, 2024 meeting**. More to come!

New activities for 2023-24 include a **Round Robin project**, led by Meagan Mather, and a **Silk Leaf Project** which will utilize six varieties of silk luster thread on linen. Members are enthusiastic to get started on both projects!

Geri Inglis let us know about the **JingleBall** virtual stitching event, held Dec 1-3. Activities for this very popular event include classes (paid/ticketed, as well as free), stitching tables, and designer meet and greets.

Poppy Bleau reminds members to check the **EAC website** under 'Learning Opportunities' for upcoming classes and other learning events across Canada. The **EAC Seminar 2024** will take place in Regina, May 26-31, 2024.

Stitch North – April 19-21 and April 26-28 – both sessions currently SOLD OUT, but members may be able to take advantage of cancellations closer to the session dates.

Show and Share

Have a look at some recent finishes from our members:

Member Judy Robinson



Come to the Garden
design by Teresa Kogut

Member Victoria Urtiaga Samek



Peony Bouquet

Design by Samplers not Forgotten



Bewitching Trio

Design by Needle's Notion



Christmas Ornament

Member Geri Inglis



The Moonshine Cabin

Design by Modern Folk Embroiderv



Christmas Ornament

featuring hardanger embroidery and bling



Member Barbara Kershaw, Schwalm embroidery
biscornu and needlecase



Member Jeanette Craig, Highland Beauty
whitework embroidery, Design by Jenny Adin-Christie

Member Marilyn Girndt



Snowgirl's Cottage
Design by Country Cottage Needleworks;
finished as a pillow



Route 100 Sampler
Design by Brightneedle Charted Designs

Submitted by Fiona White, ONN Rep

Growth and Renewal

The theme we chose for the year turned out to be appropriate. We have been joined by 6 new members, bringing us to a group of 29. We have also completed our first extended exhibition in many years at Hutchison House, to rave reviews, as well as a hoop-art workshop for beginning stitchers in our first collaboration with the SPL Makerspace. And we are well in to our year of learning new (to many of us) stitches and techniques. Our new collective venture, the Whisper Project, is also under way.

Fall into Winter with Snowflakes

We got an early start to wintry projects at our October meeting. The focus was on stitching the seasons, where we shared past projects that members had completed on that theme. Inspired by a Four Seasons sampler from Stitch magazine, we learned some of the stitches from the project to create a mini-sampler of hoop-art snowflakes: pistil stitch, fly stitch, coral stitch, Palestrina stitch and whipped spider webs. Three of the pictures show the samples for the workshop. From there our members were challenged to combine those and other stitches to create an endless variety of snowflakes, or to use them to complete a pattern such as the one from the magazine, or to make their own design. Myrna Bloom did her piece with different coloured thread, and Norah Jackson did her with beading. Both finished their pieces to show us at our November meeting.



Hoop Art Workshop

Drawing on what we had learned from doing our own snowflake hoop art, we created two 4-inch seasonal designs, one with snowflakes and one with a wreath, each using just 3 basic stitches done in #5 Perle Cotton: running stitch, pistil stitch/French knot, fly stitch. These were then offered as a two hour workshop for beginning stitchers in collaboration with the SPL Makerspace in Lakefield (<https://www.selwyntownship.ca/en/library/makerspace.aspx>). We capped the registration at 10. We were pleased to have a range of stitchers, including two teenagers who were there with their mothers, a few women who were returning to stitching after many years, and a few in between with limited experience. Everyone went home happy with what they had learned and work they could easily finish off.



Silk Ribbon Workshop



After numerous requests from members for opportunities to learn silk ribbon embroidery, we asked Deb Blackmore if she would do a mini-workshop for our November meeting. She responded with a super design, which involved reviewing stitches done with embroidery floss, and then doing the same or similar stitch using silk ribbon. She also kindly took the opportunity to clear out some of her own stash of silk ribbon and Dupioni silk to make kits for the projects, with clear instructions. We're going to continue with the project in January, and look forward to seeing the results.

December Luncheon

We decided to try a new location for our annual ornament exchange and luncheon and support a local, independent restaurant. Despite snowy weather, and a number of cancellations due to various respiratory viruses, we had a good turnout at The Vine in downtown Peterborough on Wednesday, December 13. With the restaurant closed to the public for our event, we had lots of space to mingle before eating, and to admire the ornaments once they were opened. Seanagh Murdoch kept us busy while we waited for our food with a set of trivia questions on embroidery. The food was delicious and the chef did a thorough job of catering to various dietary needs. The sun came out and shone through the windows and we had a glorious time.



Winter Plans

In addition to finishing projects we started in the fall, we are planning an expanded playday for March 20, open to more than just our members, with a focus on crazy quilting and wool applique. We will provide our neighbour ONN guilds with more information once we have finalized our plans in case some of their members want to join us. We are having a Zoom presentation in February with textile artist Lori Everett from Kingston, and then have to start preparing for our involvement in Fibrefest, ONN Fair, and possibly other events.

NORFOLK'S OWN NEEDLE ARTS GUILD

Submitted by Heather Hollands, ONN Rep

Greetings,

This has been a busy Autumn for our guild. We began with a workshop, the beaded poppy, taught by Naomi Smith. Proudly we were able to wear our finished poppy for Remembrance Day. We still purchased our poppies from the legion, but now we have one for our inside clothing as well as the legion poppies for our outer wear.

Following this, our guild set up a display at Waterford United church in October. This was an evening of organ and piano music, along with displays from local artists. Following this display, several of our pieces were displayed at the Simcoe Public Library for the month of November (pictured below in three consecutive shots. It is our hope that these displays will help us find new members.

Within our guild meetings, we have started stitching a drawn thread sampler, which was an EAC fundraiser. The first portion is a black work area, to be completed by our January meeting. Also, threads are to be withdrawn, ready for section two.

During our informal stitch ins on Mondays, members continue to complete their projects from seminar as well as personal choice items, some of which are pictured below. Kim Smith went on a stitching retreat and completed a retreat sampler, as well as another one pictured. Cori Angus's completed her seminar project taught by Kathy Andrew's of silk embroidery and also the silk and metal scarab, a gorgeous design from Inspirations magazine. To conclude our stitching session for 2023, we had a dinner celebration at one of our local restaurant.


We are looking forward to forward to the New Year, continuing to stitch and learn together!

Happy Stitching





NORFOLK'S OWN NEEDLE ARTS GUILD (continued)



Submitted by Roma Smith, ONN Rep

Season Greetings Everyone! Here's what we've been up to. On the first day of our new Guild year a crowd of ladies appeared, a hopeful sign that our Guild is lively and growing. A happy crowd, it was, with everyone looking forward to seeing beautiful finished projects and eager to learn new skills. We had experimented with a new format for our meetings which we had implemented during the pandemic. Instead of holding a general meeting every week, we now have one general meeting per month and we hold small group meetings twice during the month. We call these small groups "Cottage Groups". Once a month stitchers assemble in the Stitchery Cottage Group. The programme for our cottage group is very inclusive. Some ladies bring their individual projects to work on during our informal meeting. Others who wish to learn or advance their skills, are given an opportunity to make a project, taught by one of our experienced stitchers.

The September group meeting, organized by Juliet McDonald introduced us to the fun of being with other stitchers. She held a stitchery bingo. This activity was an adaptation of Jessica Long's stitchery bingo. Participants had to bring a 6" x 6" piece of counted cloth as an entry fee to play. Other generous girls brought patterns and threads to add to the winner's prize. Juliet also tested our knowledge of stitches with a quiz. She asked simple stitchery questions and rewarded the correct answer with a skein of thread.

Two stitchery techniques, hardanger and whitework, have been planned for this guild year. The hardanger project, taught by Betty McLeod, demonstrated how to execute a simple design finished as a circular Christmas ornament. The fundamental basics were taught (kloster block, dove's eye and woven bars). One enthusiastic beginner, Chantal, made the design four times. The photo she sent of her work was accompanied by the comment, " I truly enjoyed making these. " I think we have hooked her. The whitework project, an Easter egg, will be offered in the spring.

In addition, an activity was offered to those experienced stitchers who enjoy a challenge. Juliet has organized a round robin monochromatic bellpull for them to create. She directed them to choose a colour with up to 2 or more shades of light and dark tones to work their designs. Each month the bellpull fabric is passed around for the stitcher to add their own row. The goal of this year-long activity is to try practicing new stitches and to understand layout, colour and texture. We look forward to what they will create.

Happy Holidays Everyone






BRANT NEEDLE ARTS GUILD

Submitted by Barbara Cook, ONN Rep

Brant Needle Arts Guild has continued meeting at Glenhyrst and have enjoyed stitching together and sharing ideas and information.

We held our last meeting of this year and as usual, it included a lunch and card exchange.

In the new year, we will continue with our program that includes a stitch-of-the-month. Members will also continue working on their individual projects in a variety of techniques, including several gold work projects. We look forward to seeing how everyone's project progresses.





ONN Website

The ONN website can be found at onnguilds.ca. The main page is set up in a blog form so that notices and articles of interest can be found easily by members.

Submissions of articles, photos and events are welcomed and encouraged! Suggestions include:

- ✓ book and exhibition reviews
- ✓ tips and hints learned at a workshop information about a shop
- ✓ research about techniques, designs or materials

Your reports are posted on the website under "Member Pages". The newsletter editor will gather them all together and get them to you in a newsletter format, which you can distribute to your members. If you have something to report between newsletters, your report can be posted on the website at any time. If you have news of an open workshop, trip or the like, the news can be posted to our blog at any time.

We do appreciate it if you can also send the photos as separate images. Otherwise, we have to pull each one out of your MSWord or PDF document individually. The report will show us where to insert each photo into the website page.

ONN Contact Information

Webmaster	Judy McMullan	CEG Guelph	cegguelph@gmail.com
Newsletter	Savita Patkar	Toronto Stitchery Guild	savita_patkar@yahoo.com

DEADLINE DATES

Issue #1 by 25 July - for August

Issue #2 by 25 September - for October

Issue #3 by 15 December - for January

Issue #4 by 25 March - for April – Next newsletter submission

MEMBERSHIP YEAR

The ONN membership year runs from June 1 to May 31.